


www.mirrs.org Home Page

Important - Javascript must be enabled in your browser



Michigan Rugby Referee Society - Mozilla Firefox

File Edit View History Bookmarks Tools Help

http://mirrs.org/index.php

Most Visited Calendar Menu Button... Getting Started Latest Headlines Google

Michigan Rugby Referee Society x Team Details

 **MICHIGAN RUGBY
REFEREE SOCIETY**

Saturday, 13th February 2010

Home
Teams
Games & Events
Results
Links

News and Events

L1 Referee Course - Get Reimbursed
MRRS will reimburse L1 participants who pass the course and go on to become an active referee with MRRS... [more](#)

L1 Referee Course
For all of you thinking about becoming a referee. An L-1 Officiating course is to be held in Mount Pleasant, MI on February 20, 2010... [more](#)

New Website starting roll out
The website will be rolled out over the next few weeks. To use it you need to have javascript enabled in your browser. ... [more](#)

What is MRRS?
MRRS is the Michigan Rugby Referee Society which is the Local Referee Organization (LRO) of the [Michigan Rugby Football Union](#). As the LRO, MRRS is responsible for assigning referees to local matches which covers Michigan and some parts of Northern Ohio and Indiana.

Become a Referee
Rugby in Michigan cannot function without referees. If you have ever thought of becoming a referee then please step up because **Rugby Needs You!**

So if you are a current or ex-player, a parent of a player, or a fan and have an interest in finding out about becoming a referee, contact Dave Jameson at mirrs@mirrs.org

Copyright www.MRRS.org

Done

myra - Netflix.com MySQL Query Browser Michigan Rugby SmartZone Com hod26 hostman hurns 8:20 PM

www.mirrs.org – Logon /register/forgot password

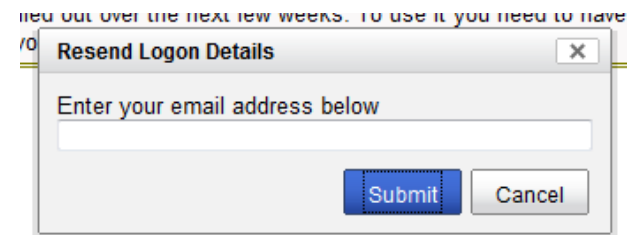
Logon using your existing userid and password or the one provided to you after registering

Click the Remember Me if you want to automatically logon in future from that computer



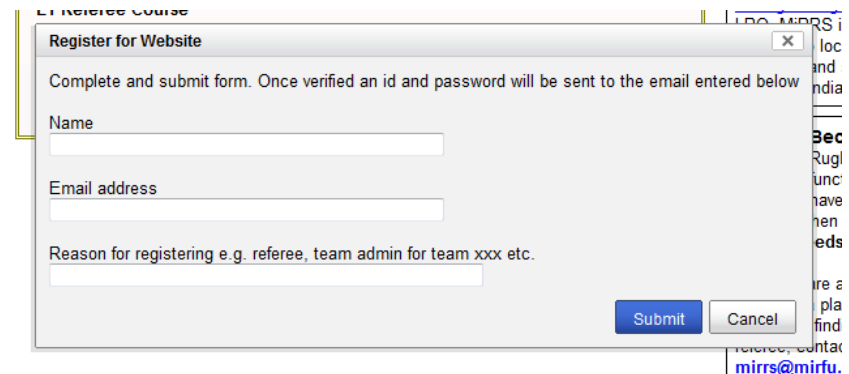
If you have forgotten your password or userid click on the [Forgot Password?](#) Link and enter the email address you registered with and your id and password will be emailed to you.

If you no longer have access to that email address, email admin@mirrs.org with your old and a new email address.



If you have never registered with the site then click on the [Register](#) link and supply your name and email address and reason why you need a logon to the site. e.g. "I am team admin for XXXX RFC etc.

Once verified you will have an id and password emailed to the Email Address



www.mirrs.org – Logoff /update Profile/Change Password

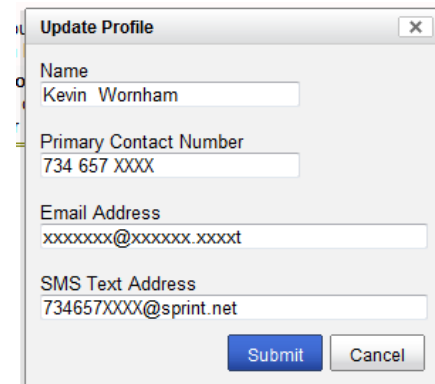
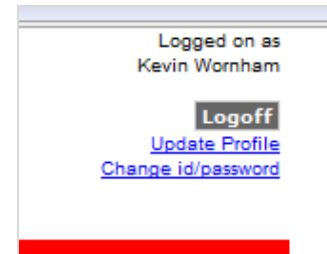
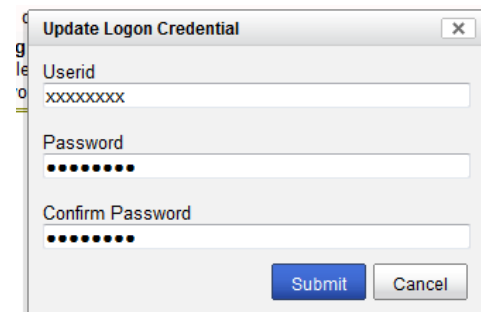
After successfully logging in you will see links to update your profile, change your password and logoff

If you click logoff, It will also delete the cookie set by checking the Remember Me during logon

Clicking on the Update Profile link will open a form to add/update your details. Email addresses and phone numbers will only be visible to registered members of the site.

(Note. SMS Texting will be enabled as an option at a later date

Click on the Change id/password link gives you a form to change your id and or password

A screenshot of the "Update Profile" form. It has a title bar with "Update Profile" and a close button. The form contains four input fields: "Name" with the value "Kevin Wornham", "Primary Contact Number" with the value "734 657 XXXX", "Email Address" with the value "xxxxxxx@xxxxxx.xxxx", and "SMS Text Address" with the value "734657XXXX@sprint.net". At the bottom right, there are "Submit" and "Cancel" buttons.A screenshot of the "Update Logon Credential" form. It has a title bar with "Update Logon Credential" and a close button. The form contains three input fields: "Userid" with the value "xxxxxxx", "Password" with masked characters "••••••", and "Confirm Password" with masked characters "••••••". At the bottom right, there are "Submit" and "Cancel" buttons.

www.mirrs.org – News and Events

The screenshot shows the Michigan Rugby Referee Society website in a Mozilla Firefox browser window. The page features a navigation menu on the left with links for Home, Teams, and Games & Events. The main content area is titled "News and Events" and contains several articles. A red banner at the top of the content area displays the date "Saturday, 13th February 2010".

Annotations include:

- A box on the left with the text "Click on an item to display further information on the article" has two blue arrows pointing to the "L1 Referee Course - Get Reimbursed" article title and the "L1 Referee Course" sub-heading.
- A second box below it with the text "To read other articles click on the item or use the next / prev button" has a blue arrow pointing to the "Next" button at the bottom of the expanded article.

The expanded article, titled "L1 Referee Course - Get Reimbursed", contains the following text:

MIRRS will reimburse all participants that take an active role in refereeing within 6 months of passing the in class/open book test!

Also if you are full time student (college or high school with ID) you will get a \$25 IMMEDIATE reimbursement upon passing the test. Pay your entry fee and you will get a check back in the mail the following week from MIRRS. You will get the second \$25 back after your training period as a new referee!

MIRRS Level One Referee Course Reimbursement Policy

Current USAR course fee: \$50.00

Initial Training Period: 3 assigned matches with at least one coaching session. There is no referee reimbursement or mileage reimbursement during this period. If there is a hardship issue MIRRS will accommodate as needed with fuel and/or transportation.

Full time students: \$25 reimbursed upon successful completion of the course and passing of the exam. Remaining \$25 after the referee's Initial Training Period.

All others: \$50 reimbursed after Initial Training Period.

At the bottom of the article are "Close" and "Prev" buttons.

www.mirrs.org – Teams Menu Option

The screenshot shows the MRRS Teams page in a Mozilla Firefox browser. The page features the MRRS logo and the text "MICHIGAN RUGBY REFEREE SOCIETY". A red banner displays the date "Saturday, 13th February 2010". Below the banner is a navigation menu with tabs for "Senior Men", "Senior Women", "College Men", "College Women", "MYRA Boys", and "MYRA Girls". A list of teams is displayed under the "Senior Men" tab, including "Battle Creek Griffon", "Detroit RFC", "Detroit Tradesmen RFC", "Findlay SCARS RFC", "Flint Rogues RFC", "Fort Wayne RFC", "Grand Rapids Gazelles RFC", "Kalamazoo Dogs RFC", "Michiana RFC", "Michigan RFC", "Toledo Celtics RFC", "Traverse City Blues RFC", and "Tri-City Babarians RFC".

Annotations on the screenshot:

- A box on the left side of the page contains a menu with options: Home, **Teams**, Games & Events, Results, and Links. An arrow points from this box to the "Teams" menu item.
- A box at the top center contains the text "Clicking the tabs will display the teams with that category". Two arrows point from this box to the "Senior Men" and "Senior Women" tabs.
- A box on the right side of the page contains the text "To navigate to a team click on the name". An arrow points from this box to the "Battle Creek Griffon" team name in the list.

The browser's address bar shows "http://mirrs.org/teams.php". The taskbar at the bottom of the screen shows various open applications, including "myra - N...", "MySQL Q...", "MRRS Ye...", "SmartZo...", "cPanel Fa...", "forms", "Pictures", "dnvph", "Microsoft...", and "Untitled ...". The system clock shows "5:43 PM".

www.mirrs.org – Team Details page

Team Details - Mozilla Firefox
http://mirrs.org/teampage.php?id=74

MICHIGAN RUGBY REFEREE SOCIETY

Saturday, 13th February 2010

Logged on as Kevin Worrham
Logoff
Update Profile
Change Password

If you are a registered admin for the team you will see buttons to edit and add games

Home
Teams
Games & Events
Results
Links

4

1 Battle Creek Griffon edit
Colors:
Website: www.battlecreekrugby.com
Competition: Div III

2 Club Contacts edit
None Listed

3 Playing Locations:
Watties Park elementary
201 Crosby Dr, Battle Creek, MI

The team details screen displays

1. Basic team details
2. Club Contacts
3. Playing Locations
4. Fixtures and past results

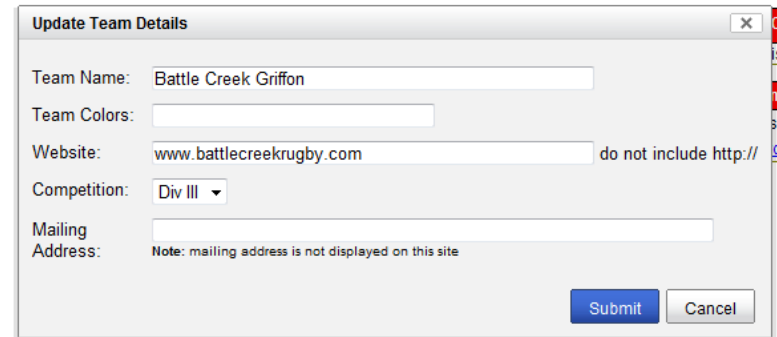
The locations update option will be updated shortly

Done
myra - N... MySQL Q... Team Det... SmartZu... cPanel Fil... Forms Pictures dephp Microsoft... Untitled ... 5:53 PM

www.mirrs.org – Updating Team Details and Contacts

The edit team details allow the changing of team name, team colors, website, adjust the default competition and enter a mailing address

The mailing address is not displayed anywhere on the website and will only be used for MiRRS to send out any mail to the teams



The 'Update Team Details' form contains the following fields and options:

- Team Name: Battle Creek Griffon
- Team Colors: [Empty text box]
- Website: www.battlecreekrugby.com do not include http://
- Competition: Div III (dropdown menu)
- Mailing Address: [Empty text box]
- Note: mailing address is not displayed on this site
- Buttons: Submit, Cancel

You can enter up to 4 contacts for your team.

The contacts do not need to be registered users of the website.

The email and phone numbers entered are only visible to other registered users to the website.

If the page is viewed without logging on only the title and name are shown.

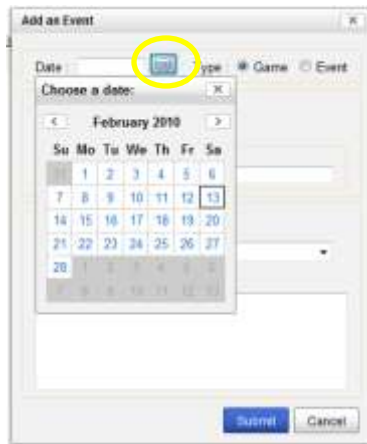


The 'Update Contacts' form allows adding up to four contacts. Each contact entry includes:

- Title: President
- Name: John Smith
- Email: jsmith@gmail.com
- Phone: 123 456 7890

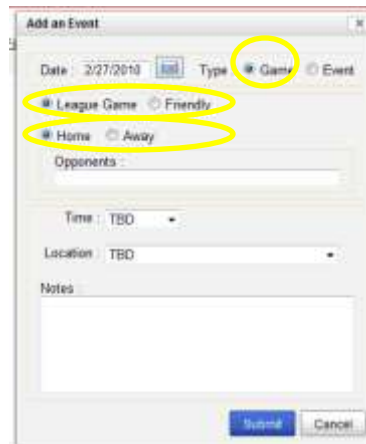
There are four sections labeled #1, #2, #3, and #4, each with empty text boxes for Title, Name, Email, and Phone. Buttons for Submit and Cancel are at the bottom.

www.mirrs.org – Adding a Game



The 'Add an Event' form is shown with a yellow circle around the calendar icon in the Date field. A date picker calendar for February 2010 is displayed over the form.

Click on the calendar button to display a date picker



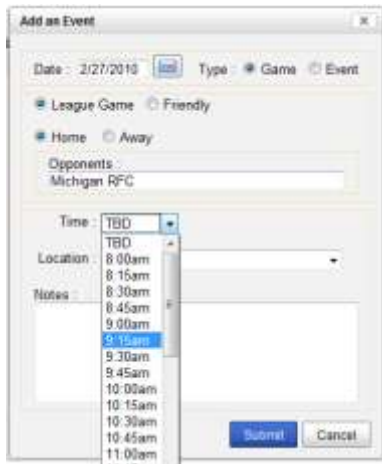
The 'Add an Event' form is shown with 'Game' selected in the Type field. The 'League Game' and 'Friendly' radio buttons are highlighted with a yellow oval, as are the 'Home' and 'Away' radio buttons.

Select the appropriate options.

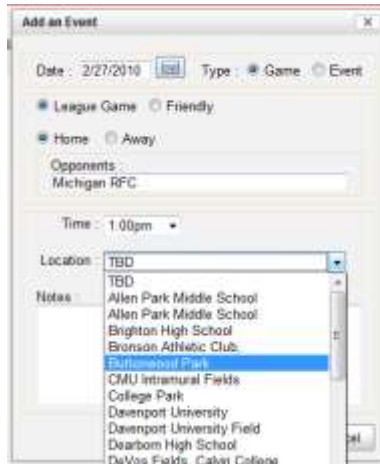
Game /Event

League Game/Friendly

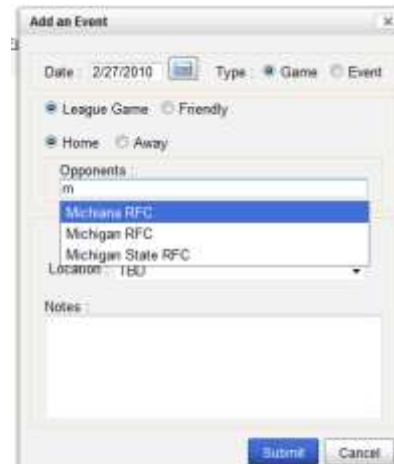
Home/Away



The 'Add an Event' form is shown with 'Michigan RFC' selected in the Opponents field. The Time dropdown is open, showing a list of times from 8:00am to 11:00am, with 9:15am selected.



The 'Add an Event' form is shown with '1:00pm' selected in the Time field. The Location dropdown is open, showing a list of locations including Allen Park Middle School, Brighton High School, Bronson Athletic Club, Buffumwood Park, CMU Intramural Fields, College Park, Davenport University, Davenport University Field, Dearborn High School, and DeVos Fields, Calvin College.



The 'Add an Event' form is shown with 'Michigan RFC' selected in the Opponents field. The Opponents dropdown is open, showing a list of opponents including Michigan RFC and Michigan State RFC.

The opponents are selected via a auto-complete combo box.

Just type the first few characters of the name and then select from the options

For a non mirrs team type in the team name and it will be added as a guest team

Kick off time and Location are selected via drop downs.

www.mirrs.org – Displaying /updating a Game

The screenshot shows the website for the Michigan Rugby Referee Society. The main content area is titled "Schedule and Results" and contains a table of games. A text box with arrows points to the "edit" buttons in the table, with the text: "To display details click on the game. To update click on Edit".

MICHIGAN RUGBY REFEREE SOCIETY

Saturday, 13th February 2010

Home
Teams
Games & Events
Results
Links

Date	Fixture	K/D	Location	Competition	
Feb-27	Michigan RFC	1:00pm	Wattles Park elementary	Div III	edit
Mar-06	Flint Rogues RFC	1:00pm	Longway Park	Div III	edit

[loggame](#)

Battle Creek Griffon [edit](#)

Colors:
Website: www.battlecreekrugby.com
Competition: Div III

Club Contacts [edit](#)

President John Smith
123 456 7890 j.smith@gmail.com

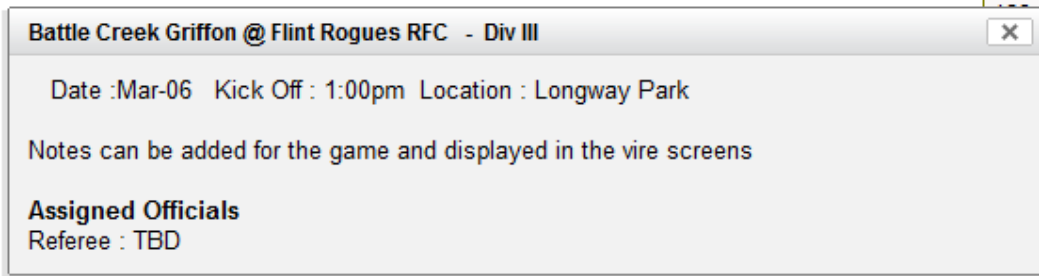
Playing Locations:
Wattles Park elementary
[201 Crosby Dr. Battle Creek MI](#)

Copyright: mirrs.org

Done

myra - N... MySQL Q... Team Det... Comcast... hooz246.h... forma Pictures dev.php Microsoft... Untitled ... 7:27 PM

www.mirrs.org – Displaying details /updating a Game



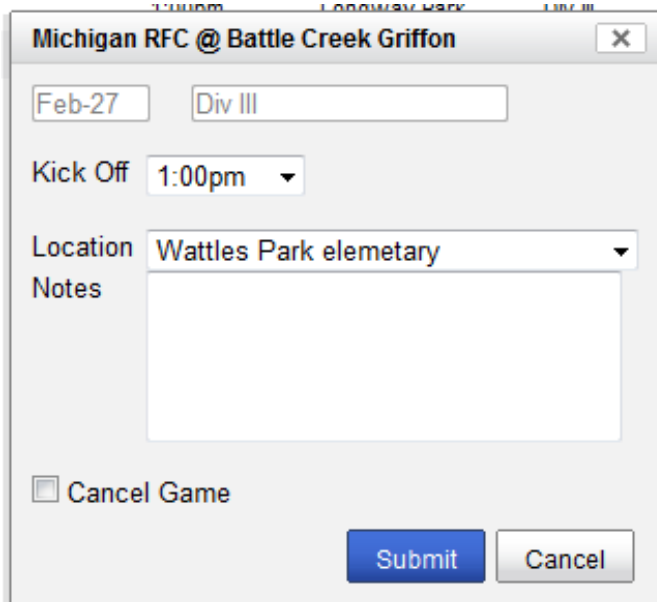
Battle Creek Griffon @ Flint Rogues RFC - Div III

Date :Mar-06 Kick Off : 1:00pm Location : Longway Park

Notes can be added for the game and displayed in the vire screens

Assigned Officials
Referee : TBD

Clicking on the game brings up the game detail screen which shows any notes added for th game and also the officials assigned to the game.



Michigan RFC @ Battle Creek Griffon

Feb-27 Div III

Kick Off 1:00pm

Location Wattles Park elemetary

Notes

Cancel Game

Submit Cancel

The edit game allows some values to be changed. Others are locked so a trail can be maintained.

The screen allows kick off time and location to set /changed.

Notes can be added to the game for display If needed.

The game can not be deleted but it can be cancelled by checking the cancel game box e.g. to change the date cancel the original and create a new game on the new date.

www.mirrs.org – Adding an Event/Tournament

The screenshot shows a web form titled "Add an Event". The form includes a date field set to "2/21/2010", a "Type" section with radio buttons for "Game" and "Event" (the "Event" option is selected and circled in yellow), an empty "Event/Tournament" text field, a "Time" dropdown menu set to "TBD", a "Location" dropdown menu set to "TBD", and a large "Notes" text area. At the bottom are "Submit" and "Cancel" buttons.

To allow a team to display a full schedule, the event option is available to add events other than games.

By selecting the Event option a free format field is displayed to enter a description e.g. Big 10 Tournament, Annual Dinner etc.

The notes field can be used for further information. The Event will then appear in the schedule list on the team details page.